

ELEMENTS


LUX

ELEMENTS

“Studiato per soddisfare esigenze progettuali all’avanguardia, Elements è il progetto completo di Keope che unisce in un’armonica sinergia di nuances tre collezioni dall’ispirazione materica diversa. Tre superfici moderne ed estremamente versatili, uniche nella loro essenza, ma perfettamente integrabili tra loro”.

“Elements, designed to meet cutting-edge design requirements, is Keope’s complete project which combines three collections inspired by various material in a harmonious synergy of nuances. Three modern and extremely versatile surfaces, unique in their essence, but perfectly integrated with one another”.

SIZES



Natural Lux Design

Elements, mix of souls

Three inspirations, a unique project.

NATURAL



IVORY



SAND



BROWN



DARK

LUX



CALACATTA GOLD




LINCOLN



CREMA BEIGE



CALACATTA




GRIGIO IMPERIALE



SILVER GREY




EMPERADOR




PORT LAURENT

DESIGN



WHITE



BLACK




SILVER




IVORY



BEIGE



TAUPE



GREY

Elements, mix of souls

Three inspirations,
a unique project.

ELEMENTS

LUX

L'elegante grafismo del marmo, per ambienti dallo stile inconfondibile.

The elegant graphics of marble,
for settings with an unmistakable style.

**Il marmo si fa ceramica per aprire
inediti scenari alla progettazione
contemporanea. Tutta la peculiarità della
materia rivive su superfici dinamiche
e sempre diverse, impreziosite da
importanti venature decorative.**

Marble becomes ceramic and opens
new scenarios to contemporary design.
All the peculiarities of the material relive
on dynamic, and constantly different,
surfaces that are embellished with
important decorative veining.

 CERAMICHE
KEOPE

ELEMENTS

LUX


Elements, mix of souls

Three inspirations, a unique project.


Elements Lux è parte di Elements, progetto per l'architettura firmato Keope, estremamente ricco: in una sinergia di nuance, unisce tre collezioni di diversa ispirazione materica. Lux cattura l'essenza multiforme del marmo, ne ruba i riflessi, le sfumature, i colori raffinati per natura. La palette cromatica, la varietà grafica e l'ampia gamma di formati a disposizione fanno di Elements una risorsa unica per combinazioni brillanti, sempre nuove. La collezione si adatta con disinvoltura a progetti semplici o complessi: è nata per amalgamarsi perfettamente con l'identità dell'ambiente e di chi lo vive.

Elements Lux is part of Elements, an extremely rich project for architecture by Keope: it combines three collections, inspired by different textures, in a harmonious synergy of nuances. Lux captures the multifaceted nature of marble, steals its reflections, shades and natural refined colours. Elements, with its colour palette, graphic variety and wide range of formats available, is a unique resource for continuously new, brilliant combinations. The collection easily adapts to simple or complex projects: it is designed to blend perfectly with the identity of the space and who lives it.

COLOURS



CALACATTA GOLD




LINCOLN




GRIGIO IMPERIALE




CREMA BEIGE




SILVER GREY



CALACATTA




EMPERADOR




PORT LAURENT


SIZES



120x240



120x120



60x120



20x120



60x60



30x60



25x21,6

elements lux lincoln

e.lux lincoln lapp rt 120x120 . 48"x48"



ELEMENTS LUX LINCOLN



e.lux lincoln lapp rt 120x120 . 48"x48"



e.lux lincoln lapp rt 120x120 . 48"x48"



elements lux grigio imperiale

e.luxgrigioimperiale lapp rt 60x120 . 24'x48'



ELEMENTS LUX GRIGIO IMPERIALE



e.lux grigio imperiale lapp rt 60x120 . 24"x48"

< e.lux grigio imperiale lapp rt 60x120 . 24"x48"



elements lux calacatta gold+
elements design grey

e.lux calacatta gold lapp rt 120x120 . 48"x48"
e.design grey 3D rt 50x110 . 20"x44"






e.lux calacatta gold lapp rt 120x120 . 48 "x48"

e.design grey 3D rt 50x110 . 20"x44"

ELEMENTS LUX CALACATTA GOLD



e.lux calacatta gold lapp rt 120x120 . 48"x48"




elements lux port laurent+
elements natural brown

e.lux port laurent lapp rt 60x60 . 24" x24"
e.natural brown nat rt 20x120 . 8" x48"



ELEMENTS LUX PORT LAURENT

e.lux port laurent lapp rt 60x60 . 24"x24"
e.natural brown nat rt 20x120 . 8"x48"



elements lux emperador+
elements design silver

e.lux emperador lapp rt 60x120 . 24"x48"

e.lux emperador lapp rt 20x120 . 8"x48"

e.design silver nat rt 60x120 . 24"x48"



ELEMENTS LUX EMPERADOR



e.lux emperador lapp rt 60x120 . 24"x48"

e.lux emperador lapp rt 20x120 . 8"x48"

e.design silver nat rt 60x120 . 24"x48"



e.lux emperador lapp rt 60x120 . 24"x48"

e.lux emperador lapp rt 20x120 . 8"x48"

elements lux crema beige+
elements design taupe

e.lux crema beige lapp rt 60x120 . 24"x48"

e.lux crema beige lapp rt 20x120 . 8"x48"

e.design taupe esagona nat 25x21,6 . 10"x8"^{5/8}



ELEMENTS LUX CREMA BEIGE



e.lux crema beige lapp rt 60x120 . 24"x48"
e.lux crema beige lapp rt 20x120 . 8"x48"

e.design taupe esagona nat 25x21,6 . 10"x8"^{5/8}



e.lux crema beige lapp rt
60x120 . 24"x48"
e.lux crema beige lapp rt
20x120 . 8"x48"

e.design taupe esagona nat
25x21,6 . 10"x8"^{5/8}



elements lux silver grey+
elements design grey


e.lux silver grey lapp rt 120x240 . 48"x96"
e.lux silver grey esagona nat 25x21,6 . 10"x8"^{5/8}

e.design grey nat rt 120x120 . 48"x48"






e.lux silver grey esagona nat 25x21,6 . 10"x8"^{5/8}
e.design grey nat rt 120x120 . 48"x48"



ELEMENTS LUX SILVER GREY



e.lux silver grey lapp rt 120x240 . 48"x96"
e.lux silver grey esagona nat 25x21,6 . 10"x8"^{5/8}



elements lux calacatta+
elements design silver

e.lux calacatta lapp rt 120x240 . 48"x96"
e.design silver 3D rt 50x110 . 20"x44"





ELEMENTS LUX CALACATTA

e.lux calacatta lapp rt 120x240 . 48"x96"
e.design silver 3D rt 50x110 . 20"x44"



e.lux calacatta lapp rt 120x240 . 48"x96"



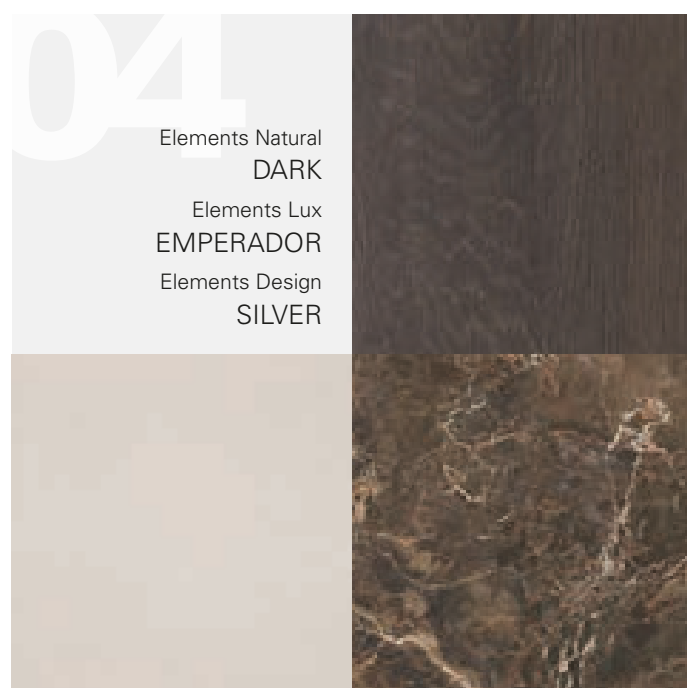
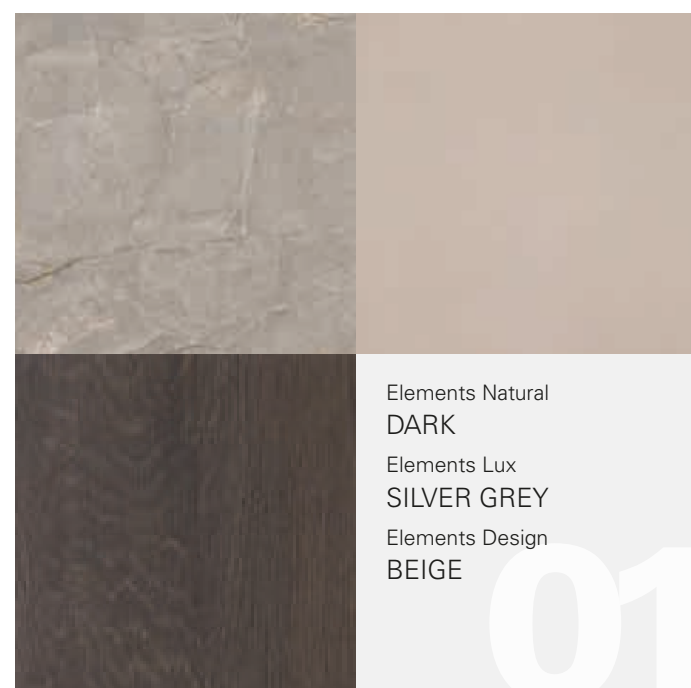


ELEMENTS

Proposte di abbinamenti

Tre elementi ispirativi diversi, tre collezioni moderne e di forte personalità, un unico progetto completo, dinamico ed estremamente innovativo: con Elements, Keope apre la strada ad un nuovo modo di pensare il vivere moderno, dove superfici differenti, complete nella loro essenza, convivono armoniosamente negli spazi, offrendo molteplici soluzioni interpretative. In questa sezione Keope suggerisce una selezione di abbinamenti possibili, studiati per offrire ad architetti e progettisti evoluti strumenti utili per il loro lavoro: è nell'accostamento di Elements Design, Elements Lux ed Elements Natural che si rivela tutto il fascino dell'armonia.




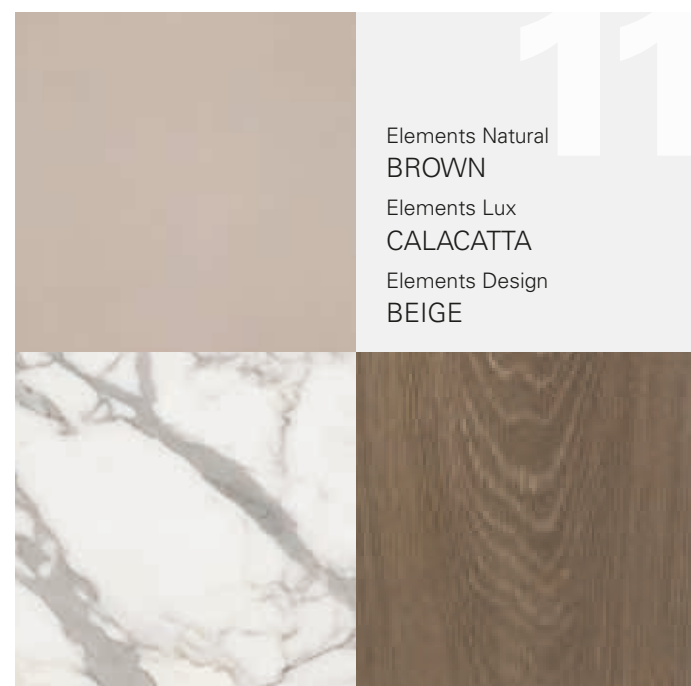
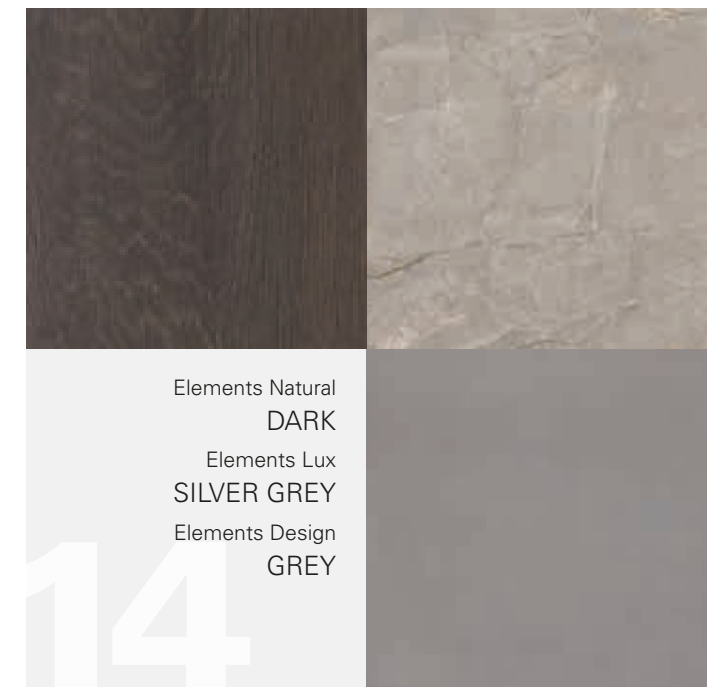
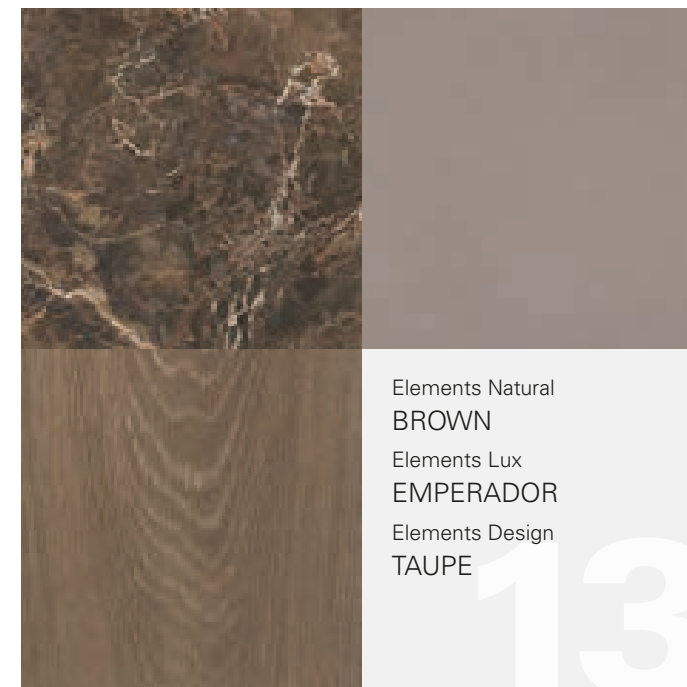
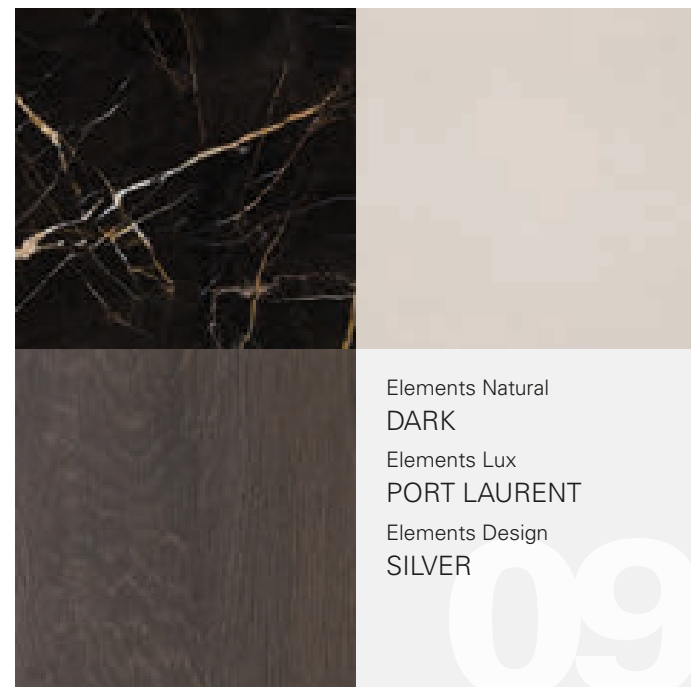
Natural
Lux
Design



ELEMENTS

Combination proposals

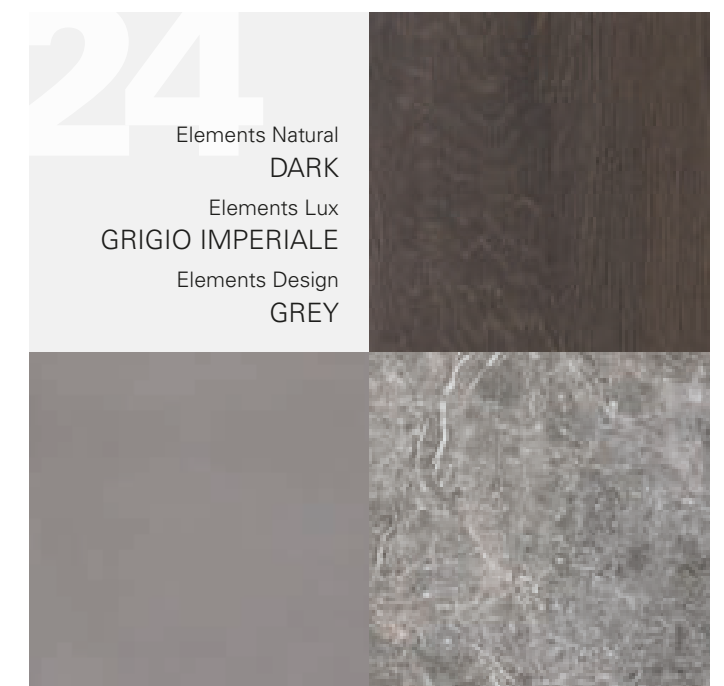
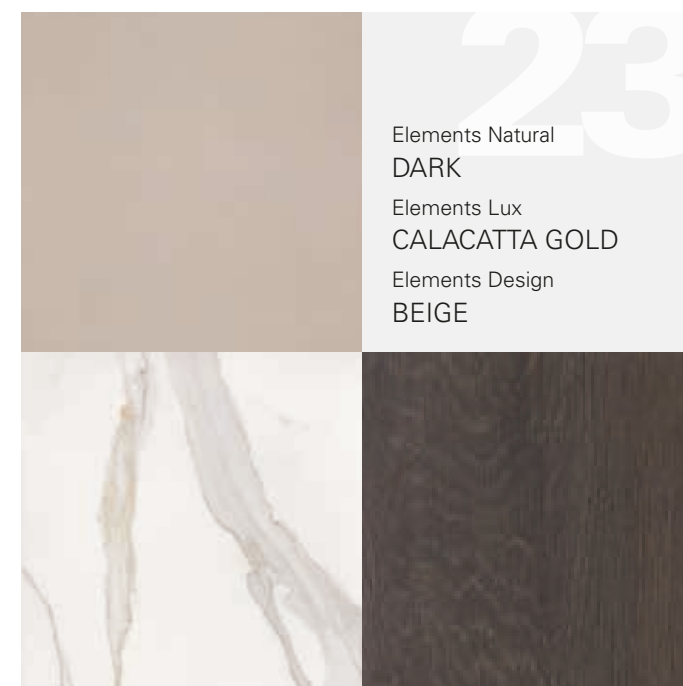
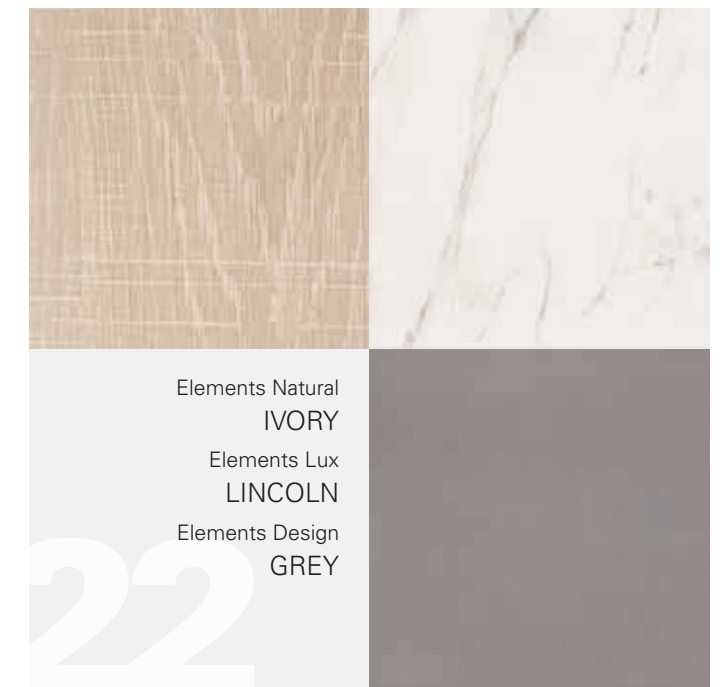
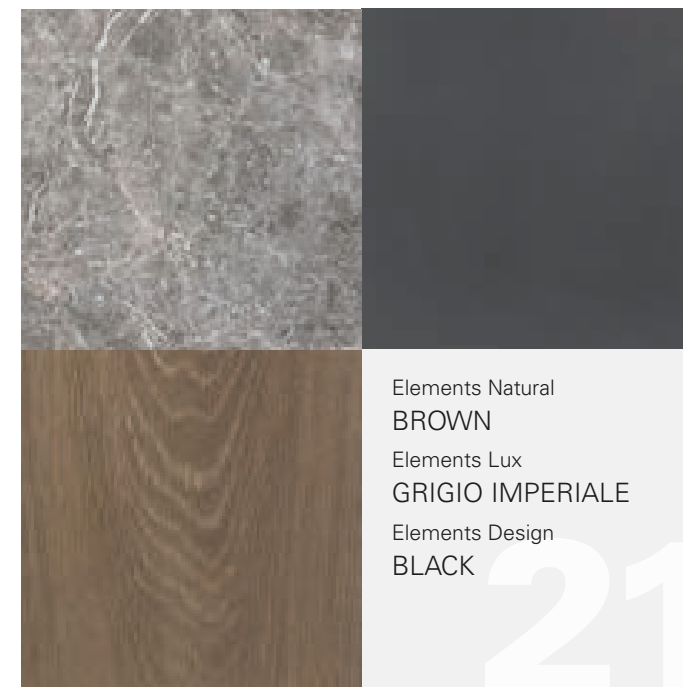
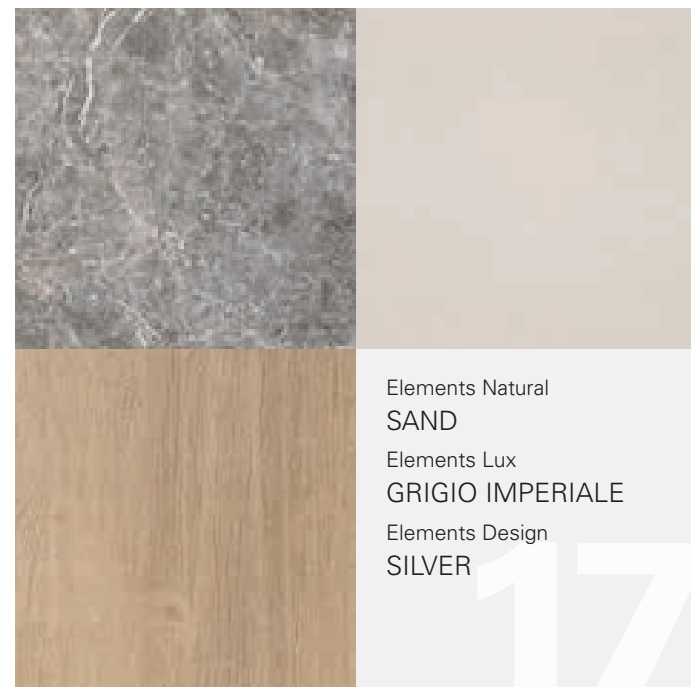
Three different inspirational elements, three modern collections with a strong personality, a unique and complete project that is both dynamic and highly innovative: with Elements, Keope launches a new way of thinking about modern living, where different surfaces, complete in their essence, live together harmoniously in spaces, offering multiple interpretative solutions. In this section Keope suggests a selection of possible combinations, designed to provide architects and designers developed and useful tools for their work: it is in the approach of Elements Design, Elements Lux and Elements Natural that the charm of harmony is revealed.



ELEMENTS

Proposte di abbinamenti

Combination proposals


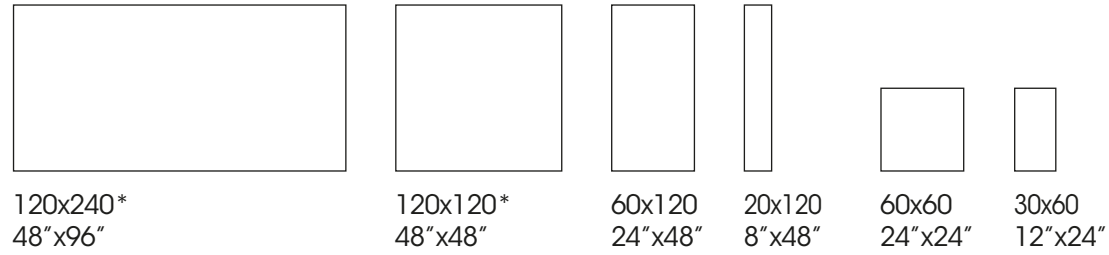


LINCOLN

LAPPATO RETTIFICATO
Lapped Rectified . Lappato Rectifié
Geläpft Rektifiziert . Lappato Rectificado

NATURALE RETTIFICATO
Natural Rectified . Naturel Rectifié
Naturbelassen Rektifiziert . Natural Rectificado

FORMATI / Sizes . Formats . Formate . Formatos



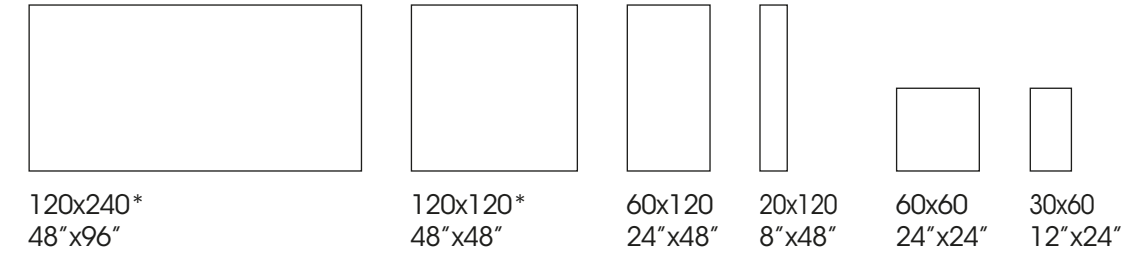
*Misura Nominale - Nominal Size: 1195x2390 mm - 1195x1195 mm

GRIGIO IMPERIALE

LAPPATO RETTIFICATO
Lapped Rectified . Lappato Rectifié
Geläpft Rektifiziert . Lappato Rectificado

NATURALE RETTIFICATO
Natural Rectified . Naturel Rectifié
Naturbelassen Rektifiziert . Natural Rectificado

FORMATI / Sizes . Formats . Formate . Formatos



*Misura Nominale - Nominal Size: 1195x2390 mm - 1195x1195 mm

CALACATTA

LAPPATO RETTIFICATO
Lapped Rectified . Lappato Rectifié
Geläpft Rektifiziert . Lappato Rectificado

NATURALE RETTIFICATO
Natural Rectified . Naturel Rectifié
Naturbelassen Rektifiziert . Natural Rectificado

NATURALE
Natural . Naturel
Naturbelassen . Natural

FORMATI / Sizes . Formats . Formate . Formatos



120x240*
48"x96"



120x120*
48"x48"



60x120
24"x48"



20x120
8"x48"




60x60
24"x24"



30x60
12"x24"



25x21,6
10"x8"^{5/8}



*Misura Nominale - Nominal Size: 1195x2390 mm - 1195x1195 mm

SILVER GREY

LAPPATO RETTIFICATO
Lapped Rectified . Lappato Rectifié
Geläpft Rektifiziert . Lappato Rectificado


NATURALE RETTIFICATO
Natural Rectified . Naturel Rectifié
Naturbelassen Rektifiziert . Natural Rectificado

NATURALE
Natural . Naturel
Naturbelassen . Natural


FORMATI / Sizes . Formats . Formate . Formatos



120x240*
48"x96"



120x120*
48"x48"



60x120
24"x48"



20x120
8"x48"



60x60
24"x24"



30x60
12"x24"



25x21,6
10"x8"^{5/8}



*Misura Nominale - Nominal Size: 1195x2390 mm - 1195x1195 mm

CALACATTA GOLD

LAPPATO RETTIFICATO
Lapped Rectified . Lappato Rectifié
Geläpft Rektifiziert . Lappato Rectificado

NATURALE RETTIFICATO
Natural Rectified . Naturel Rectifié
Naturbelassen Rektifiziert . Natural Rectificado

FORMATI / Sizes . Formats . Formate . Formatos



120x240*
48"x96"



120x120*
48"x48"



60x120
24"x48"



20x120
8"x48"



60x60
24"x24"



30x60
12"x24"



*Misura Nominale - Nominal Size: 1195x2390 mm - 1195x1195 mm

PORT LAURENT

LAPPATO RETTIFICATO
Lapped Rectified . Lappato Rectifié
Geläpft Rektifiziert . Lappato Rectificado

NATURALE RETTIFICATO
Natural Rectified . Naturel Rectifié
Naturbelassen Rektifiziert . Natural Rectificado

FORMATI / Sizes . Formats . Formate . Formatos



60x120
24"x48"




20x120
8"x48"



60x60
24"x24"



30x60
12"x24"



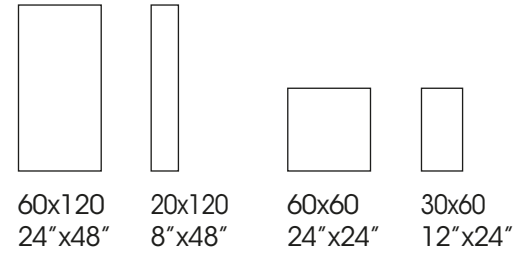
ELEMENTS LUX

CREMA BEIGE

LAPPATO RETTIFICATO
Lapped Rectified . Lappato Rectifié
Geläpft Rektifiziert . Lappato Rectificado

NATURALE RETTIFICATO
Natural Rectified . Naturel Rectifié
Naturbelassen Rektifiziert . Natural Rectificado

FORMATI / Sizes . Formats . Formate . Formatos



GRES PORCELLANATO
Porcelain stoneware . Grès cérame
Feinsteinzeug . Gres porcelánico


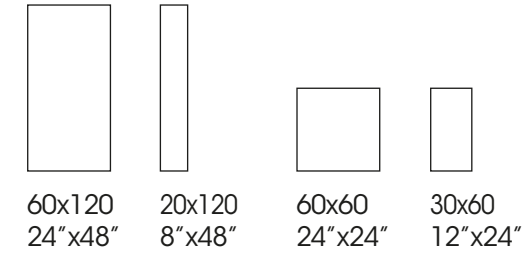
ELEMENTS LUX

EMPERADOR

LAPPATO RETTIFICATO
Lapped Rectified . Lappato Rectifié
Geläpft Rektifiziert . Lappato Rectificado

NATURALE RETTIFICATO
Natural Rectified . Naturel Rectifié
Naturbelassen Rektifiziert . Natural Rectificado

FORMATI / Sizes . Formats . Formate . Formatos



DECORI

DECORS . DECORATIONS . DEKORE . DECOROS



*MOSAICO

Lapp. RT
30x30 - 12"x12"
(tessere 2,8x2,8 - 1^{1/6}"x1^{1/6}")

*CHEVRON DX

Lapp. RT
10x59 - 4"x24"

*CHEVRON SX

Lapp. RT
10x59 - 4"x24"


*Disponibile in tutti i colori. *Available in all the colours. *Disponible dans tous les couleurs. *In allen Farben in der Ausführung. *Disponible en todos los colores

TUTTI I PROFILI DI VETRO E METALLO DEL CATALOGO DI CERAMICHE KEOPE POSSONO ESSERE ABBINATI A QUESTA COLLEZIONE.

ALL GLASS AND METAL PROFILES IN THE CERAMICHE KEOPE CATALOGUES CAN BE COMBINED WITH THIS COLLECTION.

PEZZI SPECIALI

TRIMS . PIECES SPECIALES .
FORMTEILE . PIEZAS ESPECIALES



* BATTISCOPA RT
7,2x60 - 2,8"x24"
BULLNOSE RT . PLINTHE RT
SOCKEL RT . RODAPIÉ RT

* Disponibile in tutti i colori - * Available in all the colours - * Disponible dans tous les couleurs - * In allen Farben in der Ausführung - * Disponible en todos los colores

MISURE, PESI ED IMBALLI

SIZE, WEIGHT AND PACKAGING . FORMATS, POIDS ET EMBALLAGES .
MASSE, GEWICHTE UND VERPACKUNGEN . MEDIDAS, PESOS Y EMBALAJES

FORMATO size format formato	spessore	PZ/SCATOLA pieces/box pieces/boite stuck/karton pzas/caja	MQ/SCATOLA mq/box mq/boite mq/karton mq/caja	KG/SCATOLA kg/box kg/boite kg/karton kg/caja	MQ/PALLET mq/pallet mq/pallet mq/pallet	KG/PALLET kg/pallet kg/pallet kg/pallet	SCATOLA/PALLET box/pallet boite/pallet karton/pallet caja/pallet
		1	2,86	≈ 58,00	51,41	≈ 1057	18
120x240**	9 mm	1	2,86	≈ 58,00	51,41	≈ 1057	18
120x120**	9 mm	2	2,86	≈ 60,75	57,12	≈ 1228	20
60x120	9,5 mm	2	1,44	≈ 33,80	21,60	≈ 520	15
60x120	9 mm	2	1,44	≈ 30,53	21,60	≈ 470,95	15
20x120	9,5 mm	6	1,44	≈ 31,08	51,84	≈ 1131,88	36
60x60	9,5 mm	3	1,08	≈ 25,00	43,20	≈ 1013	40
60x60	9 mm	3	1,08	≈ 22,75	43,20	≈ 923	40
30x60	9,5 mm	6	1,08	≈ 25,00	43,20	≈ 1013	40
30x60	9 mm	6	1,08	≈ 22,50	43,20	≈ 913	40
25x21,6 esagona	8,5 mm	29	1,18	≈ 23,36	42,40	≈ 853,96	36
7,2x60 batt	-	14	ml 8,40	≈ 14,14	-	-	-

** Misura Nominale - Nominal Size: 1195x1195 mm - 1195x2390 mm

NATURALE . NATURAL . NATUREL
NATURBELASSEN . NATURAL

NATURALE RETTIFICATO . NATURAL RECTIFIED . NATUREL RECTIFIÉ
NATURBELASSEN REKTIFIZIERT . NATURAL RECTIFICADO

LAPPATO RETTIFICATO . LAPPED RECTIFIED . LAPPATO RECTIFIÉ
GELÄPPT REKTIFIZIERT . LAPPATO RECTIFICADO

CARATTERISTICHE TECNICHE

PIASTRELLE PRESSATE A SECCO – CONFORME ALLA NORMA EN 1411 E ISO 13006 APPENDICE G GRUPPO BIa CON E ≤ 0,5 %

TECHNICAL FEATURES - DRY PRESSED TILES - COMPLIANT WITH STANDARDS EN 14411 AND ISO 13006 ANNEX G GROUP BIa WITH E ≤ 0,5 %

	CARATTERISTICA TECNICA TECHNICAL FEATURES	NORMA SPECIFICATION	VALORE PRESCRITTO VALUES REQUIRED N ≥ 15 cm		*VALORE KEOPE *KEOPE VALUES	
					NATURALE UGL	LAPPATO GL
CARATTERISTICHE DI REGOLARITA' REGULARITY CHARACTERISTICS	LUNGHEZZA E LARGHEZZA LENGHT AND WIDTH	ISO 10545-2	± 0,3 %	± 1 mm	± 0,2 % max 1 mm	± 0,2 % max 1 mm
	SPESSORE THICKNESS	ISO 10545-2	± 5,0 %	± 0,5 mm	CONFORME IN ACCORDANCE	CONFORME IN ACCORDANCE
	ORTOGONALITÀ ** RECTANGULARITY	ISO 10545-2	± 0,3 %	± 1,5 mm	± 0,2 % max 1,5 mm CONFORME (25x21,6)	CONFORME IN ACCORDANCE
	RETTILINEARITÀ DEGLI SPIGOLI STRAIGHTNESS OF SIDES	ISO 10545-2	± 0,5 %	± 0,8 mm	± 0,2 % max 0,8 mm CONFORME (25x21,6)	CONFORME IN ACCORDANCE
	PLANARITÀ SURFACE FLATNESS	ISO 10545-2	± 0,4 %	± 1,8 mm	± 0,3 %	± 0,3 %
CARATTERISTICHE STRUTTURALI STRUCTURAL CHARACTERISTICS	ASSORBIMENTO D'ACQUA WATER ABSORPTION	ISO 10545-3 ASTM C373	≤ 0,5 %		≤ 0,1 % CONFORME IN ACCORDANCE	CONFORME IN ACCORDANCE
	FORZA DI ROTTURA BREAKING STRENGHT MODULO DI ROTTURA MODULUS OF RUPTURE	ISO 10545-4	≥ 1300 N ≥ 35 N/mm²		CONFORME IN ACCORDANCE ≥ 40 N mm²*	CONFORME IN ACCORDANCE
CARATTERISTICHE SUPERFICIALI SURFACE CHARACTERISTICS	RESISTENZA ALLA ABRASIONE RESISTANCE TO ABRASION	ISO 10545-6	≤ 175 mm²		≤ 195 mm²	-
		ISO 10545-7				TEST PEI DISPONIBILI TESTS PEI AVAILABLE
CARATTERISTICHE TERMO IGROMETRICHE THERMAL AND HYGROMETRIC CHARACTERISTICS	COEFFICIENTE DI DILATAZIONE TERMICA LINEARE COEFFICIENT OF LINEAR THERMAL EXPANSION	ISO 10545-8	METODO DI PROVA DISPONIBILE VALORE DICHIARATO TEST METHOD AVAILABLE DECLARED VALUE		≤ 7x10 ⁻⁴ °C ⁻¹	≤ 7x10 ⁻⁴ °C ⁻¹
	RESISTENZA AGLI SBALZI TERMICI THERMAL SHOCK RESISTANCE	ISO 10545-9	METODO DI PROVA DISPONIBILE TEST METHOD AVAILABLE		GARANTITA GUARANTEED	GARANTITA GUARANTEED
	RESISTENZA AL GELO FROST RESISTANCE	ISO 10545-12	RICHIESTA REQUIRED		CONFORME IN ACCORDANCE	CONFORME IN ACCORDANCE
CARATTERISTICHE CHIMICHE CHEMICAL CHARACTERISTICS	RESISTENZA AI PRODOTTI CHIMICI RESISTANCE TO CHEMICALS	ISO 10545-13	METODO DI PROVA DISPONIBILE VALORE DICHIARATO TEST METHOD AVAILABLE DECLARED VALUE		GARANTITA GUARANTEED	TEST DISPONIBILI TESTS AVAILABLE
	RESISTENZA ALLE MACCHIE RESISTANCE TO STAINING	ISO 10545-14	METODO DI PROVA DISPONIBILE VALORE DICHIARATO TEST METHOD AVAILABLE DECLARED VALUE		GARANTITA GUARANTEED	RESISTE RESISTANT
CARATTERISTICHE DI SICUREZZA SAFETY CHARACTERISTICS		COEFFICIENTE DI ATTRITO DINAMICO DYNAMIC SLIDER	BCRA		> 0,4	-
		COEFFICIENTE DI ATTRITO STATICO STATIC SLIDER	ASTM C1028			-
		CLASSIFICAZIONE ANTISDRUCCIOLO INCLINED PLATFORM	DIN 51130 DIN 51097	METODO DI PROVA DISPONIBILE TEST METHOD AVAILABLE		R9 A

*VALORI MEDI RIFERITI A PROVE FATTE NEGLI ULTIMI 24 MESI - AVERAGE VALUES REFER TO TEST DONE IN THE PREVIOUS 24 MONTHS

**Per piastrelle rettangolari con il lato lungo ≥ 60 cm e il rapporto fra lato lungo e lato corto ≥ 3, il limite di differenza di rettangolarità simbolo δ, e la sua deviazione percentuale δ/S, si applica solo al lato corto. Fare riferimento alla norma ISO 10545-2
For oblong tiles with longer edge ≥ 60 cm, and ratio between longer edge and shorter edge ≥ 3, only δ, and percent deviation δ/S, are applicable. See ISO 10545-2

"WS" MISURA DI FABBRICAZIONE - WORKING SIZE :

1194x2390 . 1194x1194 . 596x1195 . 197x1195. 596x596 . 297x596

VALORI "WS" RIFERITI AI CALIBRI DI PRODUZIONE: 120x240** (6), 120x120** (6), 60x120 (6), 20x120 (6), 60x60 (6), 30x60 (6)

VALUES "WS" RELATED TO THE PRODUCTION CALIPERS: 120x240** (6), 120x120** (6), 60x120 (6), 20x120 (6), 60x60 (6), 30x60 (6)

FORMATI

sizes formats formate formatos	120x240** 48"x96"	120x120** 48"x48"	60x120 24"x48"	20x120 8"x48"	60x60 24"x24"	30x60 12"x24"	25x21,6 10"x8,6" esagona	7,2x60 2,8"x24" battiscopa RT
E. Lux Emperador	■ ○	■	■ ○	■	■ ○	■ ○		■ ○
E. Lux Port Laurent	■ ○	■	■ ○	■	■ ○	■ ○		■ ○
E. Lux Crema Beige	■ ○	■	■ ○	■	■ ○	■ ○		■ ○
E. Lux Calacatta	■	■	■ ○	■	■ ○	■ ○	□	■ ○
E. Lux Silver Grey	■	■	■ ○	■	■ ○	■ ○	□	■ ○
E. Lux Grigio Imperiale	■	■	■ ○	■	■ ○	■ ○		■ ○
E. Lux Lincoln	■	■	■ ○	■	■ ○	■ ○		■ ○
E. Lux Calacatta Gold	■	■	■ ○	■	■ ○	■ ○		■ ○

**Misura Nominale - Nominal Size: 1195x1195 mm - 1195x2390 mm

□ naturale - natural - naturel - naturbelassen - natural ○ naturale rettificato R9 - natural rectified R9 - naturel rectifié R9 - naturbelassen rektifiziert R9 - natural rectificado R9

■ lappato rettificato - lapped rectified - lappato rectifié - geläppt rektifiziert - lappato rectificado

SPESSORE - THICKNESS:

120x240** - 120x120** : 9,0 mm

60x120 Lapp. - 20x120 - 60x60 Lapp. - 30x60 Lapp. : 9,5 mm

60x120 - 60x60 - 30x60: 9,0 mm

25x21,6 : 8,5 mm

**Misura Nominale - Nominal Size: 1195x1195 mm - 1195x2390 mm

Consigli di posa Laying suggestions

Al fine di semplificare le operazioni di posa e ottimizzare la resa estetica del prodotto si raccomanda di posare con 2-3 mm di fuga.

To simplify laying operations and ensure the product looks its best, it is advisable to lay with joints of 2 to 3 mm.

Subito dopo la stagionatura delle fughe si raccomanda di effettuare la pulizia del pavimento come descritto su: www.keope.com/cleaning.htm

As soon as the joints have fully set, it is advisable to clean the floor as described on the website www.keope.com/cleaning.htm

Nella finitura lappata, le leggere ondulazioni, picchiettature e discontinuità che rendono la superficie leggermente increspata sono una caratteristica del prodotto che ne esalta l'aspetto naturale. Adatta per ambienti residenziali e per ambienti dove non siano specificate e/o richieste delle particolari prestazioni antiscivolo. Viste le caratteristiche, la finitura lappata è raccomandata solo in ambienti interni, non a diretto contatto con l'esterno, così da preservare la brillantezza della superficie.

The lapped finish features slight waves, dimples and unevenness that leave the surface slightly rippled, a characteristic that enhances its natural look. It is suitable for residential and for environments that do not require particular non-slip properties. Given its characteristics, the lapped finished is recommended only for interior spaces, not in direct contact with the outside, to preserve the brilliance of the surface.



Office strada Statale 467,21

42013 Casalgrande (RE) Italy

Phone +39 0522 997511

Fax +39 0522 997544 997545

Factory Via Dell'Industria 1,

Villaggio La Macina

42013 Casalgrande (RE) Italy

info@keope.com

www.keope.com



Ceramics of Italy