



P I E T R A
P I A S E N T I N A



NIRO GRANITE
FACILITÀ E QUALITÀ

DIGITAL
PORCELANE E CERAMICHE COVERED PERFECTION

Pietra Piasentina is a type of limestone found in Torreano in the province of Udine, which can be found in the Italian region of Friuli-Venezia Giulia. The name Piasentina comes from the local word 'la piase', which means 'to like'. Pietra Piasentina is classic stone that has been used throughout the centuries for sculptures and the construction of religious buildings.

The original colour of Pietra Piasentina is grey, with white and brownish crystalline elements. However, with different manufacturing processes, the variations in the colour tone can vary from grey to brown, making Pietra Piasentina a classic stone material.

Pietra Piasentina by Niro Granite is created with the latest digital technology which allows us to create a strikingly lifelike representation of the original stone. Available in two surfaces - lapatto and structured - Pietra Piasentina is a versatile architectural solution that's suitable for bathrooms, kitchens, living rooms and even patios.

The five colours of Niro Granite Pietra Piasentina range from grey to brown and from light to dark tones, with two size formats of 60x60cm and 60x120cm. When combined with traditional decoration, they enhance the classical stone appeal in a modern interior architectural solution.

P I E T R A
P I A S E N T I N A

PIASENTINA
BIANCO
GPP01

PIASENTINA
AVORIO
GPP02

PIASENTINA
GRIGIO
GPP03

PIASENTINA
MARRONE

PIASENTINA
ANTRACITE



FLOOR PIASENTINA AVORIO GPP02 60x120cm LAPPATO • WALL PIASENTINA AVORIO ILLUSTRATION GPP02 60x60cm LAPPATO



◀ FLOOR
PIASENTINA BIANCO GPP01
60x120cm LAPPATO

FLOOR
PIASENTINA ANTRACITE GPP05
60x60cm STRUCTURED
▼





Pietra Piasentina Random Tile Design

PIETRA PIASENTINA

PIASENTINA BIANCO
GPP01



60x120cm | Lappato
60x60cm | Lappato & Structured



Illustration
60x60cm | Lappato

PIASENTINA AVORIO
GPP02



60x120cm | Lappato
60x60cm | Lappato & Structured



Illustration
60x60cm | Lappato

PIASENTINA GRIGIO
GPP03



60x120cm | Lappato
60x60cm | Lappato & Structured



Illustration
60x60cm | Lappato

PIASENTINA MARRONE
GPP04



60x120cm | Lappato
60x60cm | Lappato & Structured




Illustration
60x60cm | Lappato

PIASENTINA ANTRACITE
GPP05



60x120cm | Lappato
60x60cm | Lappato & Structured




Illustration
60x60cm | Lappato

TECHNICAL SPECIFICATIONS

Description	Standard Test	Measurement Unit	ISO Standard Requirement	NIRO GRANITE
Length & Width	MS ISO 10545 - 2	mm	± 0.5% Max	± 0.25% Max
Thickness	MS ISO 10545 - 2	mm	± 5.0% Max	± 2.50% Max
Sides Straightness	MS ISO 10545 - 2	mm	± 0.5% Max	± 0.25% Max
Rectangularity	MS ISO 10545 - 2	mm	± 0.6% Max	± 0.30% Max
Flatness: a) Centre Curvature b) Edge Curvature c) Warpage	MS ISO 10545 - 2 MS ISO 10545 - 2 MS ISO 10545 - 2	mm mm mm	± 0.5% Max ± 0.5% Max ± 0.5% Max	± 0.25% Max ± 0.25% Max ± 0.25% Max
Surface Quality	MS ISO 10545 - 2	One major area of tiles	≥ 95% free from visible defect	Comply
Water Absorption	MS ISO 10545 - 3	Mass	≤ 0.5%	≤ 0.25% Max
Modulus of Rupture	MS ISO 10545 - 4	N/mm ²	≥ 35 N/mm ²	≥ 35 N/mm ²
Deep Abrasion	MS ISO 10545 - 6	mm ³	≤ 175 mm ³	≤ 160 mm ³
Surface Abrasion PEI ASTM C1027	MS ISO 10545 - 7	Visual Check	Manuf. to State Abrasion Class, Cycle Passed	Min PEI 3
Crazing Test	MS ISO 10545 - 11	Visual Check	Not Applicable for porcelain tiles	Not Applicable
Frost Resistance	MS ISO 10545 - 12	Visual Check	Required	No Visible Crack
Chemical Resistance (Low Cons.)	MS ISO 10545 - 13	Visual Check	Manuf. to State	Max Visible Change On Cut Side
Chemical Resistance (Household/Swimming Pool)	MS ISO 10545 - 13	Visual Check	Max Visible Change On Cut Side	Max Visible Change On Cut Side
Stain Resistance	MS ISO 10545 - 14	Visual Check	Class 3 Min	Class 3 Min
Coefficient of Friction AS/NZS 4586-1999 App.D.	MS ISO 10545 - 17	Manuf. to State	Manuf. to State	Oil /Wet Ramp (R9 Min)









Each different tiles series are produced to meet different performance requirements. For specific product technical performance, please request from Niro Granite sales team or their agent or distributor.

Colour Variations: Since the colour reproduction in this printed piece will vary from the actual tile colours, final selection should be made from tile samples. Colour, shade and glaze variations may exist due to the inherent characteristics of porcelain tile.



Due to the low porosity of porcelain tiles, an Improved High Performance Cementitious adhesive in accordance to BS EN 12004 & ISO 13007-1 is highly recommended for proper installation. Products that meet this standard are available amongst leading adhesive manufacturers. Please seek expert advice from adhesive manufacturers for proper selection and application.

SHADE AND TONALITIES

 U1 UNIFORM FROM TILE TO TILE	 U2 SLIGHTLY NOTICEABLE FROM TILE TO TILE	 U3 MODERATELY NOTICEABLE FROM TILE TO TILE	 U4 DISTINCTLY NOTICEABLE FROM TILE TO TILE
 U1 Uniform from tile to tile The range of colours and tones within the same shade is relatively uniform from tile to tile. Minimal to no difference among pieces from the same production run.	 U2 Slightly noticeable from tile to tile The range of colours and tones within the same shade is slightly noticeable from tile to tile. Clearly distinguishable differences in design or pattern with similar or slight change in colour tones.	 U3 Moderately noticeable from tile to tile The range of colours and tones within the same shade is moderately noticeable from tile to tile. Clearly distinguishable differences in design or pattern.	 U4 Distinctly noticeable from tile to tile The range of colours and tones within the same shade is distinctly different from tile to tile. Random colour differences from tile to tile, so that one tile may have totally different colour from than an other tile. Final installation can be unique.



PASSIONATE ABOUT LIFE